

**INDEX**

<b>PROLOGUE</b> .....	v
<b>UNIT ONE</b> .....	7
<b>A WONDERFUL DAY</b> .....	7
<b>GREETINGS</b> .....	7
TASK 1.- LOOK AT THE POSTER AND SAY THE GREETINGS. ....	8
TASK 2.- THE TEACHER THROWS THE BALL TO EACH STUDENT. ....	8
TASK 3.- TEACHER WRITE ON THE BOARD (WORK IN PAIRS) .....	8
TASK 4.- ORAL PRACTICE. INTRODUCE YOURSELF. ....	9
TASK 5.- ANSWER YOUR TEACHER .....	9
TASK 6. FIND THE GREETINGS AND FAREWELLS IN THE PUZZLE AND SAY THEM .....	10
TASK 7.- COMPARE WITH YOUR CLASSMATES IF YOU AGREE OR DISAGREE WITH THEM. ....	10
TASK 8.- WRITE THE FORMAL, INFORMAL GREETINGS AND FAREWELLS. ...	10
TASK 9.- SING A SONG RELATED TO GREETINGS. ....	11
TASK 10.- COMPLETE THE STORY.....	12
TASK 11.- DEVELOP A LITTLE DIALOGUE, FOLLOW THE GIVEN ORDER. ....	12
<b>UNIT TWO</b> .....	14
<b>PLAY WITH NUMBERS</b> .....	14
<b>NUMBERS</b> .....	14
TASK 1.- LOOK AT THE POSTER AND IDENTIFY THEM. ....	14
TASK 2.- MATCH COLUMN A AND B. WRITE THE LETTERS ON THE LINES AND SAY. ....	16
TASK 3.- FIND THE NUMBERS IN THE PUZZLE AND SAY.....	17
TASK 4.- WRITE CARDINAL OR ORDINAL NUMBERS IN THE BLANK SPACES. ....	18
TASK 5.- WALK AROUND AND ANSWER THE QUESTIONS. ....	18
TASK 6.- EXCHANGE INFORMATION RELATED TO YOUR PHONE NUMBERS, AND GIVE A REPORT.....	19
TASK 7.- JOIN AND SAY THE ORDINAL NUMBERS.....	20
TASK 8.- COLOR WHERE ANN CAN JUMP. ....	21
TASK 9.- DEVELOP A LITTLE DIALOGUE, FOLLOW THE GIVEN ORDER. ....	22
<b>UNIT THREE</b> .....	24
<b>THE WORLD OF LETTERS</b> .....	24

<b>THE ALPHABET</b> .....	24
TASK 1.- LOOK AT THE POSTER AND LISTEN TO YOUR TEACHER. ....	24
TASK 2.- GAME .....	25
TASK 3.- SPELL YOUR PARTNER'S NAME .....	25
TASK 4.- SING THE ALPHABET SONG. ....	25
TASK 5.- WRITE THE WORDS YOU HEAR, IN THE BLANK SPACES. ....	26
TASK 6.- STAND UP. COMPLETE THE IDENTITY CARD RELATED TO YOUR CLASSMATES. ....	27
TASK 7.- STAND UP. COMPLETE WITH YOUR PARTNER'S INFORMATION. A AND B. ....	28
TASK 8.- STUDENTS ARE GOING TO ANSWER THE QUESTIONS. ....	28
TASK 9: DEVELOP A LITTLE DIALOGUE. FOLLOW THIS ORDER. ....	29
<b>UNIT FOUR</b> .....	31
<b>THE CALENDAR</b> .....	31
<b>MONTHS OF THE YEAR</b> .....	31
TASK 1.- LOOK AT THE CALENDAR AND LISTEN TO YOUR TEACHER. ....	31
TASK 2.- WRITE THE MONTHS OF THE YEAR AND SAY THEM. ....	33
TASK 3.- FIND THE MONTHS OF THE YEAR IN THE PUZZLE. ....	34
TASK 4.- WRITE THE MONTH. ....	34
TASK 5.- WHEN DOES EACH EVENT TAKE PLACE? .....	35
TASK 6.- READ THE STORY .....	35
TASK 8.- ANSWER THE QUESTION. ....	35
<b>UNIT FIVE</b> .....	38
<b>A WONDERFUL TIME</b> .....	38
<b>THE DAYS OF THE WEEK</b> .....	38
TASK 1.- LOOK AT THE POSTER AND LISTEN TO YOUR TEACHER .....	38
TASK 3.- LISTEN AND WRITE THE SCHOOL SUBJECTS YOU HEAR. ....	39
TASK 4.- MAKE A SCHEDULE ACCORDING YOUR SCHOOL SUBJECTS. ....	39
TASK 5.-. COMPLETE THE QUESTIONS WITH THE CORRECT WORD (ORALLY) .....	40
TASK 6.- ANSWER OR MAKE QUESTIONS.....	40
TASK 7.- FIND THE DAYS OF THE WEEK IN THE PUZZLE AND SAY.....	41

<i>TASK 8.- COMPLETE THE DIALOGUE ACCORDING THE SCHEDULE ON</i>	<i>PAGE</i>
43. ....	41
<b>UNIT SIX</b> .....	43
<b>THE RAINBOW.</b> .....	43
<b>COLORS.</b> .....	43
<i>TASK 2.- WORKIN PAIRS.</i> .....	44
<i>TASK 3.- STAND UP AND ASK YOUR CLASSMATE.</i> .....	44
<i>TASK 4.- IDENTIFY THE COLOR, AND THE NUMBER. COLOR THE CLOWN. .</i>	47
<i>TASK 5.- CIRCLE THE COLOR WITH THE CORRESPONDING PICTURE AND SAY.</i>	48
.....	
<i>TASK 6.- LET'S PLAY. MATCH THE PICTURE TO THE DESCRIPTION. ....</i>	49
<i>TASK 7.- CREATE A STORY ABOUT THE RAINBOW AND IT'S COLORS.</i> .....	50
<i>TASK 8.- WRITE SHORT DIALOGUE, FOLLOW THIS ORDER.</i> .....	50
<b>UNIT SEVEN</b> .....	52
<b>MY DEAR SCHOOL</b> .....	52
<b>CLASSROOM OBJECTS.</b> .....	52
<i>TASK1.- LOOK AT THE POSTER AND TALK ABOUT IT.</i> .....	52
<i>TASK 2.- IDENTIFY AND SAY THE THINGS OF THE CLASSROOM.</i> .....	53
<i>TASK 3.- FILL THE GAPS WITH THE MISSING VOWELS.</i> .....	54
<i>TASK 4.- ANSWER THE QUESTIONS. USE THIS OR THAT.</i> .....	54
<i>TASK 5 : LISTEN, CIRCLE AND WRITE THE OBJECTS THAT THE TEACHER SAYS.</i>	56
.....	
<i>TASK 6: FIND THE CLASSROOM OBJECTS IN THE PUZZLE OR CROSSWORD AND</i>	
<i>WRITE THEM.</i> .....	58
<i>TASK 7.- CREATE A STORY RELATED TO A CLASSROOM OBJECTS.</i> .....	58
<i>TASK 8.- STAND UP ANDCREATE YOUR OWN STORY AND TELL YOUR PARTNERS.</i>	58
.....	
<i>TASK 9.- DEVELOP A LITTLE DIALOGUE FOLLOW THIS ORDER.</i> .....	58
<b>UNIT EIGHT</b> .....	60
<b>CLASSROOM COMMANDS</b> .....	60
<b>COMMANDS</b> .....	60
<i>TASK 1.- LOOK AT THE POSTER AND TALK ABOUT IT.</i> .....	60
<i>TASK 2.- LISTEN, REPEAT AND PRACTICE IN CLASS.</i> .....	61

<i>TASK 3.- WORK IN PAIRS.....</i>	<i>62</i>
<i>TASK 4.- WRITE THE COMMANDS IN THE CROSSWORD PUZZLE AND SAY.....</i>	<i>62</i>
<i>TASK 5.- GAME .....</i>	<i>63</i>
<i>TASK 6.- ACT OUT WITH THE CLASSROOM COMMANDS AND DEVELOP A LITTLE DIALOGUE, FOLLOW THE GIVEN ORDER.....</i>	<i>63</i>
<b>UNIT NINE .....</b>	<b>65</b>
<b>DESCRIBING MYSELF.....</b>	<b>65</b>
<b>ADJECTIVES.....</b>	<b>65</b>
<i>TASK 2.- DRAW THE ADJECTIVES AND SAY THEM.....</i>	<i>66</i>
<i>TASK 3.- STUDENTS ARE GOING TO TALK ABOUT THEM. WORK IN PAIRS....</i>	<i>67</i>
<i>TASK 4.- LOOK AT THE FLASH CARDS AS YOU LISTEN AND SAY THE ADJECTIVES.....</i>	<i>67</i>
<i>TASK 5.- WRITE THE ADJECTIVES IN THE CROSSWORD PUZZLE .....</i>	<i>69</i>
<i>TASK 6.- DESCRIBE HIM/HER. (CELEBRITY) .....</i>	<i>70</i>
<i>TASK 7.- DESCRIBE YOUR PARTNER.....</i>	<i>70</i>
<i>TASK 8.- INTRODUCE YOUR PARTNER TO WHOLE CLASS.....</i>	<i>70</i>
<i>TASK 9.- GAME. FOLLOW THE GIVEN ORDER AND DO THE ACTIVITY.....</i>	<i>71</i>
<i>TASK 10.- COMPLETE THE DIALOGUE, FOLLOW THE GIVEN ORDER.....</i>	<i>72</i>
<b>KEY.. .....</b>	<b>73</b>
<b>BIBLIOGRAPHY .....</b>	<b>97</b>

## PROLOGUE

The state has always had the concern to reduce as far as possible illiteracy and educational institutions have first invoked without arguments against "the right of men to Education", hence the educational work extends to the remotest corners of the country, so that everyone has access to education and enjoyment of this privilege that the state should provide.

This guide is aimed at learning basic English language easily and quickly. Thus through the P.P.P (Poster. Puzzle. Production) technique Ninth Grade students of National College Basic Education "Chambo" will have the opportunity to discover the greetings, numbers, the alphabet, the calendar, days of the week, colors, objects class, commands, and adjectives to interact in educational work.

Welcome to the exciting world of English where play and learning come together, not to mention the skills and psychomotor development necessary for students. These types of activities we invigorates and improves learning relationship.

# UNIT ONE



## Lesson Objectives

- ✓ To identify Greetings.
- ✓ To remain students how to greet.

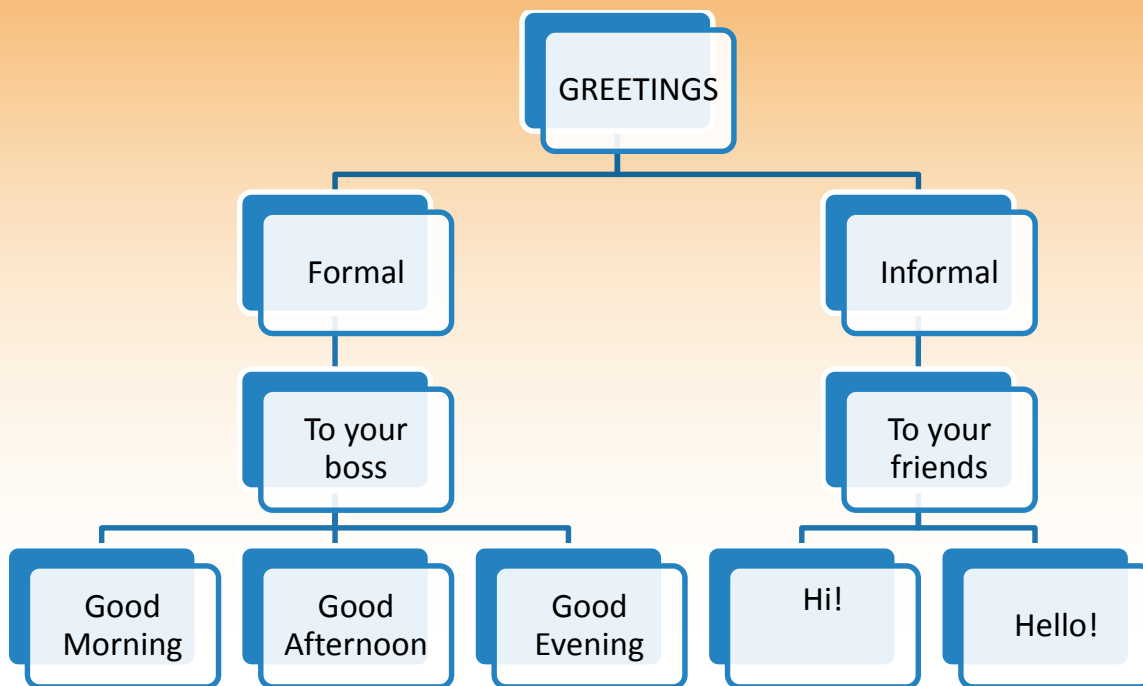
**UNIT ONE**

**A WONDERFUL DAY**

**GREETINGS**

*TASK 1.- Look at the poster and say the greetings.*





**TASK 2.- The teacher throws the ball to each student.**

She says.

**TEACHER:** Hello. I am Pilar

**STUDENT:** Hello. I am \_\_\_\_\_ .

**TASK 3 .- Teacher write on the board (work in pairs)**



Student A: What's your Name?

Student B: I am Susan



Student A: What's your Name?

Student B: I \_\_\_\_\_ .



**TASK 4.- Oral Practice. Introduce yourself.**



Student A: What's your Name?

Student B: I am Susan \_\_\_\_\_



Student A: Nice to meet you

Student B: Nice \_\_\_\_\_

Too.

**TASK 5.- Answer your teacher**

TEACHER: How are you?



fine

very well



sad

Not very well



I'm O.K

**TASK 6. Find the Greetings and Farewells in the Puzzle and say them**

G	O	O	D	M	O	R	N	I	N	G	A	S
U	O	G	T	K	J	S	L	H	D	C	O	B
V	W	O	X	Q	I	G	H		E	L	F	G
Y	E	O	D	P	A	B	M	N	O	C	D	O
Z	Y	D	I	A	H	G	H	N	F	W	E	O
J	B	B	K	O	F	L	G	M	N	O	P	D
Q	E	Y	R	S	T	T	U	V	W	R	X	E
G	Y	E	F	D	C	B	E	A	Z	R	Y	V
H	B	I	J	K	L	M	N	R	P	O	Q	E
A	Z	Y	X	W	V	U	T	S	N	M	R	N
B	H	E	L	L	O	C	D	E	F	O	G	I
Q	P	O	N	M	L	K	J	I	H	T	N	N
I	S	E	E	Y	O	U	L	A	T	E	R	G

**TASK 7.-Compare with your classmates if you agree or disagree with them.**

---



---



---



---

**TASK 8.- Write the formal, informal greetings and farewells.**

#### FORMAL GREETINGS

- Good Morning
- Good Afternoon
- Good Evening
- Good night

## INFORMAL GREETINGS

- Hi !
- Hello!

## FAREWELLS

- Bye
- Bye, bye
- Good bye
- So long
- I'll see you later
- I'll see you tomorrow

**TASK 9.-Sing a Song related to Greetings.**

Good Morning Teacher  
Good Morning Teacher,  
How are you?  
How are you?  
Very well and Tank you,  
Very well and tank you  
How are you?,  
How are vou.

**TASK 10.- Complete the story.**

When I see my mother, I say \_\_\_\_\_, then I go to school and say \_\_\_\_\_ to my friends. After, I go back home and do my homework, eat dinner, and finally, I go to bed at 10:00 p.m. and say \_\_\_\_\_.

**TASK 11.- Develop a little dialogue, follow the given order.****KEY:**

- Greeting
- Name
- Age
- Occupation
- Farewell
- Say short story
- Magic Word

---

---

---

---

---

# UNIT TWO



## Lesson Objectives

- ✓ To learn how to use Cardinal and Ordinal Numbers.
- ✓ To review and learn new vocabulary related to Numbers.

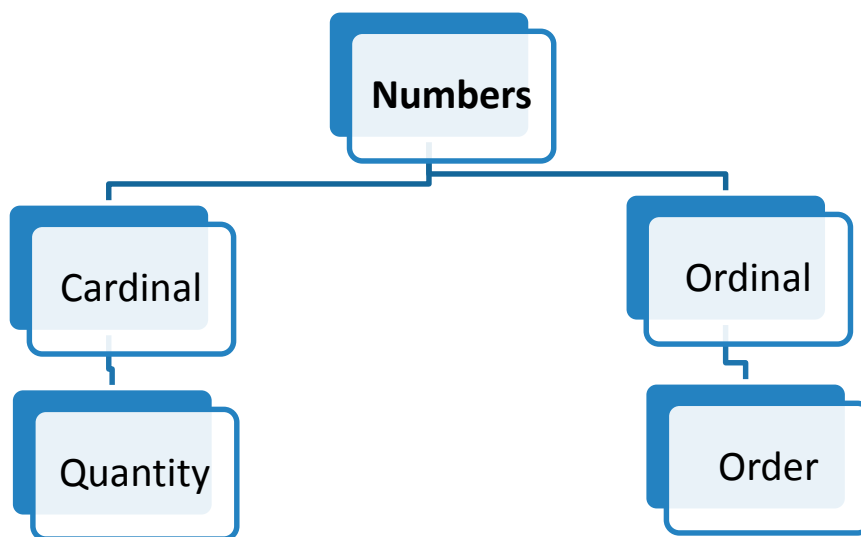
**UNIT TWO**

**PLAY WITH NUMBERS**

**NUMBERS**

*TASK 1.-Look at the poster and identify them.*

The Numbers from 1-20.



Numbers from 1 to 12 (root)

13 to 19 (teen)

20 to 90 (ty)

One/a Hundred = 100

One/a Thousand = 1.000

One/a Million = 1'000.000

### CARDINAL NUMBERS

1 One

2 two

3 three

4 four

5 five

6 six

7 seven

8 eight

9 nine

10 ten

11 eleven

12 twelve

13 thirteen

14 fourteen

15 fifteen

16 sixteen

17 seventeen

18 eighteen

19 nineteen

### ORDINAL NUMBERS

1<sup>st</sup> First

2<sup>nd</sup> second

3<sup>rd</sup> third

4<sup>th</sup> fourth

5<sup>th</sup> fifth

6<sup>th</sup> sixth

7<sup>thj</sup> seventh

8<sup>th</sup> eighth

9<sup>th</sup> ninth

10<sup>th</sup> tenth

11<sup>th</sup> eleventh

12<sup>th</sup> twelfth

13<sup>th</sup> thirteenth

14<sup>th</sup> fourteenth

15<sup>th</sup> fifteenth

16<sup>th</sup> sixteenth

17<sup>th</sup> seventeenth

18<sup>th</sup> eighteenth

19<sup>th</sup> nineteenth

20 twenty	20 <sup>th</sup> twentieth
30 thirty	30 <sup>th</sup> thirtieth
40 forty	40 <sup>th</sup> fortieth
50 fifty	50 <sup>th</sup> fiftieth
60 sixty	60 <sup>th</sup> sixtieth
70 seventy	70 <sup>th</sup> seventieth
80 eighty	80 <sup>th</sup> eightieth
90 ninety	90 <sup>th</sup> ninetieth
100 one/a hundred	100 <sup>th</sup> one /a hundredth
1,000 one/a thousand	1,000 <sup>th</sup> one/a millionth

**TASK 2.- Match column A and B. Write the letters on the lines and say.**

A	B
1. <u>  d  </u> six	a. five minus four
2. <u>     </u> one	b. one plus one
3. <u>     </u> ten	c. one plus four
4. <u>     </u> seven	d. two times three
5. <u>     </u> two	e. one time eight
6. <u>     </u> five	f. seven minus three
7. <u>     </u> three	g. two plus one
8. <u>     </u> four	h. nine minus two
9. <u>     </u> four	i. eighteen minus nine
10. <u>     </u> nine	j. ten plus ten
11. <u>     </u> eleven	k. twenty minus ten
12. <u>     </u> fourteen	l. seventeen minus four



13. \_\_\_\_ eighteen                      m. ten plus one
14. \_\_\_\_ twelve                        n. thirteen plus three
15. \_\_\_\_ thirteen                      o. twelve plus seven
16. \_\_\_\_ fifteen                        p. nineteen minus one
17. \_\_\_\_ sixteen                        q. eighteen minus four
18. \_\_\_\_ twenty                        r. fourteen plus three
19. \_\_\_\_ nineteen                      s. three times four
20. \_\_\_\_ seventeen                    t. five times three

**TASK 3.- Find the Numbers in the Puzzle and say.**

T	W	O	A	B	T	W	E	N	T	Y	C	D	T
H	A	N	I	N	E	J	E	L	E	V	E	N	W
R	S	E	M	L	K	I	H	G	N	F	E	F	E
E	I	N	F	O	U	R	T	E	E	N	O	P	L
E	X	S	I	X	T	E	E	N	T	S	R	Q	V
E	U	W	V	X	Y	Z	A	B	D	C	E	F	E
V	E	S	E	V	E	N	T	E	E	N	I	G	H
I	I	E	T	N	I	N	E	T	E	E	N	J	K
F	G	V	E	T	G	S	R	Q	P	O	N	M	L
A	H	E	E	U	H	V	W	X	Y	Z	A	B	C
R	T	N	N	T	T	H	I	R	T	E	E	N	D
U	N	I	N	E	E	K	J	I	H	G	F	E	E
O	A	B	C	N	E	L	M	N	O	P	Q	R	S
F	G	F	D	E	N	M	Z	Y	X	W	V	U	T

**TASK 4.- Write Cardinal or Ordinal Numbers in the blank spaces.**

1 \_\_\_\_\_ One

3<sup>rd</sup> \_\_\_\_\_

7 \_\_\_\_\_

5 \_\_\_\_\_

8<sup>th</sup> \_\_\_\_\_

11 \_\_\_\_\_

13 \_\_\_\_\_

17 \_\_\_\_\_

20<sup>th</sup> \_\_\_\_\_

30 \_\_\_\_\_

80 \_\_\_\_\_

90<sup>th</sup> \_\_\_\_\_

100 \_\_\_\_\_

1,000<sup>th</sup> \_\_\_\_\_

**TASK 5.-Walk around and answer the questions.**

Example: What's your phone number?

My phone number is 2846501

What's your phone number?

My phone number is \_\_\_\_\_.

What's your phone number?

My phone \_\_\_\_\_ .

What's your phone number?

My \_\_\_\_\_.

What's your phone number?

My \_\_\_\_\_.

\_\_\_\_\_?

My phone number is 2922468

**TASK 6.- Exchange information related to your phone numbers, and give a report**

Ana's phone number \_\_\_\_\_ is

---

---

---

---

---

---

---


---

---


---

---

**TASK 7.- Join and say the Ordinal Numbers.**



twentieth



Second



third



First




fourth



fifth



Sixth



eighteenth



seventh



eighth



Thirteenth



fourteenth



sixteenth



Nineteenth



eleventh



ninth

tenth

twelfth



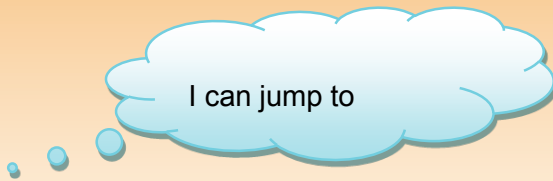
seventeenth



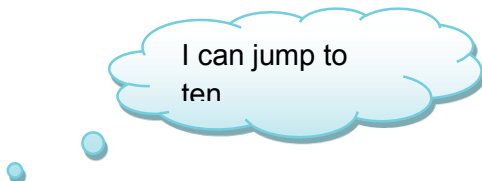
nineteenth

Fifteenth

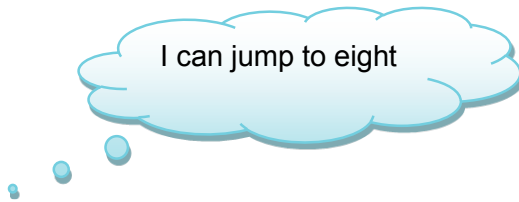
**TASK 8.- Color where Ann can jump.**



1 2 3 4 5 6 7 8 9 10 11 12 13 14 15 16 17 18 19 20



1 2 3 4 5 6 7 8 9 10 11 12 13 14 15 16 17 18 19 20



1 2 3 4 5 6 7 8 9 10 11 12 13 14 15 16 17 18 19 20

**TASK 9.- Develop a little dialogue, follow the given order.**

- Greeting:
- Name:
- Age:
- Occupation:
- Phone Number:
- Farewell:
- Magic Word:

---

---

---

---

---

# UNIT THREE



## Lesson Objectives

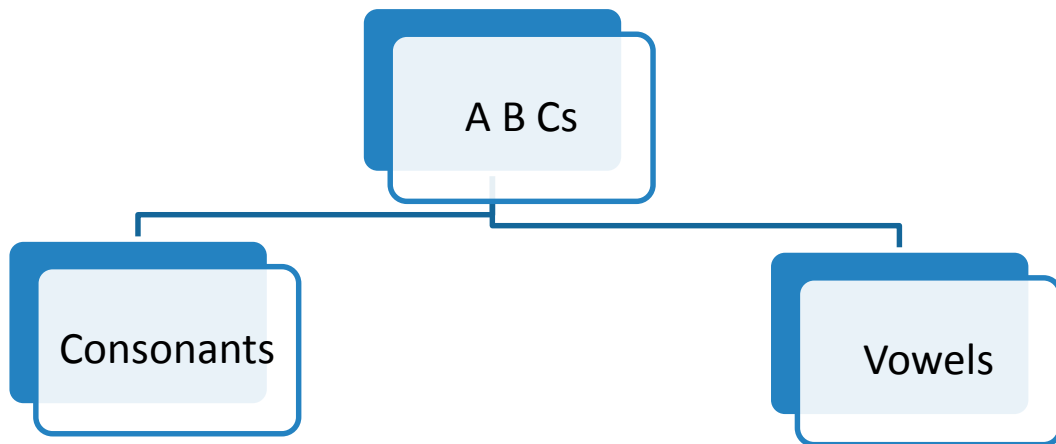
- ✓ To make students be able to use the Alphabet in different context.
- ✓ To remain students of the Alphabet through a song.

**UNIT THREE**

**THE WORLD OF LETTERS**

**THE ALPHABET**

**TASK 1.- Look at the Poster and listen to your Teacher.**





**TASK 2.- Game**

Divide in two groups.

A and B

Who is the winner?

**Teacher:** Produce the Alphabet sound and student identify them.

**TASK 3.- Spell your Partner's Name**

Example: **STUDENT A:** How do you spell "PETER"

**STUDENT B:** P- E- T- E- R-

**STUDENT C:** How do you spell "ELIZABETH"

**STUDENT D:** E- L- I- Z- A- B- E- T- H

**TASK 4.- Sing the Alphabet song.**

Alphabet song

**Aa Bb Cc Dd Ee Ff Gg**  
(ei) (bi) (si) (di) (i) (ef) (lli)

**Hh Ii Jj Kk Ll Mm Nn**  
(eich) (ai) (llei) (kei) (el) (em) (en)

**Oo Pp Qq Rr Ss Tt Uu**  
(ou) (pi) (kiu) (ar) (es) (ti) (yu)

**Vv Ww Xx Yy Zz**  
(vi) (daboliu) (eks) (uai) (zi)

Now you know

My A, B, C's

Next time you can sing with me.

**TASK 5.- Write the words you hear, in the blank spaces.**

A = \_\_\_\_\_

B = bee

C = \_\_\_\_\_

D = dandelion

E = \_\_\_\_\_

F = fox

G = \_\_\_\_\_

H = house

I = \_\_\_\_\_

S = selfish

K = \_\_\_\_\_

L = leaf

M = \_\_\_\_\_

N = nut

O = \_\_\_\_\_

P = pear

Q = \_\_\_\_\_

R = \_\_\_\_\_

S = squirrel

T = \_\_\_\_\_

U = \_\_\_\_\_

V = vase

X = \_\_\_\_\_

Y = \_\_\_\_\_

Z = zebra

**TASK 6.- Stand up. Complete the Identity Card related to your classmates.**

**STUDENT A:**

<b>FULL NAME</b> _____
<b>OCCUPATION</b> _____
<b>MOTHER'S NAME</b> _____
<b>FATHER'S NAME</b> _____
<b>ADRESS</b> _____
<b>PHONE NUMBER</b> _____

**STUDENT B:**

<b>FULL NAME</b> _____
<b>OCCUPATION</b> _____
<b>MOTHER'S NAME</b> _____
<b>FATHER'S NAME</b> _____
<b>ADRESS</b> _____
<b>PHONE NUMBER</b> _____

**TASK 7.- Stand up. Complete with your partner's information. A and B.**

**DIALOGUE: 1**

Good \_\_\_\_\_ I am \_\_\_\_\_. Could you spell your name?

Nice to meet you.

\_\_\_\_\_ too.

I am \_\_\_\_\_

How are you?

\_\_\_\_\_ and you.

\_\_\_\_\_ 14 years old.

How old are you?

I am \_\_\_\_\_ years old.

**DIALOGUE: 2**

Hello. My name is \_\_\_\_\_. I am \_\_\_\_\_. Could you spell your name?

Nice to meet you. My name is \_\_\_\_\_. I am \_\_\_\_\_.

How are you?

I am \_\_\_\_\_

\_\_\_\_\_

\_\_\_\_\_.

**TASK 8.- Students are going to answer the questions.**

**TEACHER:** How many consonants are there?

**STUDENT:** There are \_\_\_\_\_.

**TEACHER:** How many vowels are there?

**STUDENT:** There are \_\_\_\_\_.

**TASK 9: Develop a little dialogue. Follow this order.**

- Greeting:
- Name:
- Age:
- Occupation:
- Phone Number:
- Alphabet:
- Farewell:
- Magic Word

---

---

---

---

---

---

---

---

# UNIT FOUR



## Lesson Objectives

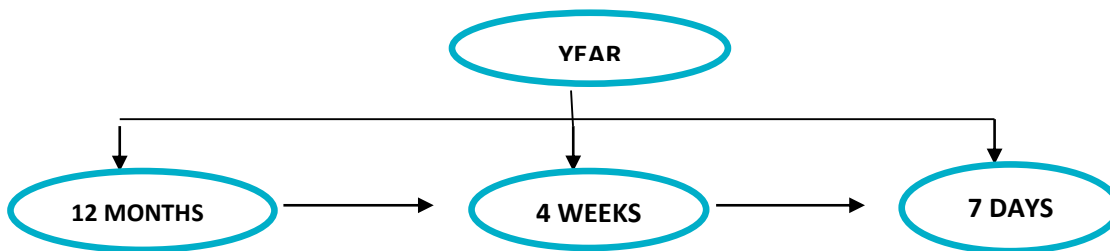
- ✓ To develop speaking skills, and students, ability to talk about the months of the year.
- ✓ To increase their vocabulary, through practice.

**UNIT FOUR**

**THE CALENDAR**

**MONTHS OF THE YEAR**

**TASK 1.-** Look at the Calendar and listen to your Teacher.



January

February

March

April

May

June

July

Sunday

Monday

Tuesday

Wednesday

Thursday

Friday

Saturday

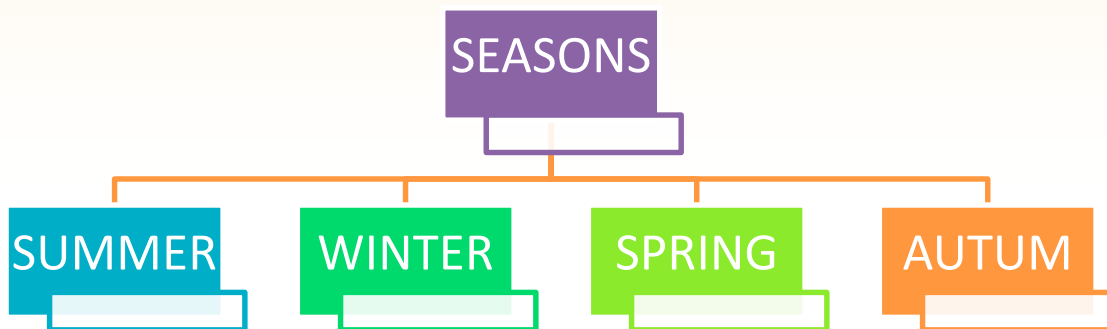
August

September

October

November

December



### SEASONS



JUNE

JULY

AUGUST



DECEMBER

JANUARY

FEBRUARY





**TASK 3.- Find the Months of the Year in the Puzzle.**

F	E	B	R	U	A	R	Y	E	N	G	D
M	X	M	Q	J	F	X	M	W	O	N	E
A	H	A	A	U	G	U	S	T	V	B	C
R	Q	Y	O	K	T	I	P	J	E	A	E
C	O	C	T	O	B	E	R	U	M	P	M
H	C	L	J	U	L	Y	D	N	B	R	B
J	A	N	U	A	R	Y	K	E	E	I	E
S	E	P	T	E	M	B	E	R	R	L	R

**TASK 4.-Write the Month.**

11 <sup>th</sup>	<u>November</u>
2 <sup>nd</sup>	_____
5 <sup>th</sup>	_____
3 <sup>rd</sup>	_____
4 <sup>th</sup>	_____
1 <sup>st</sup>	_____
8 <sup>th</sup>	_____
12 <sup>th</sup>	_____
6 <sup>th</sup>	_____
9 <sup>th</sup>	_____
7 <sup>th</sup>	_____
10 <sup>th</sup>	_____

**TASK 5.- When does each event take place?**

1. Your birthday \_\_\_\_\_
2. Christmas \_\_\_\_\_
3. Halloween \_\_\_\_\_
4. Valentine's Day \_\_\_\_\_
5. Children's Day \_\_\_\_\_
6. New Year's Day \_\_\_\_\_
7. Mother's Day \_\_\_\_\_
8. Father's Day \_\_\_\_\_

**TASK 6.- Read the Story**

When it is December we celebrate Christmas, after it come January where the New Year celebrate. February is happy month because it is carnival. In March and April in my province is celebrated it's foundation. . In May it's celebrated Mother's Day and in June Father's Day. In August we fly the kites. In September we come back to the school. In October, it is celebrated Guayaquil's Independence. In November in U.S.A it is thanks given day.

**TASK 7.- Answer the Question.**

**TEACHER:** What Months do you like?

\_\_\_\_\_

Why?

**STUDENT:** Because \_\_\_\_\_.

**TASK 8.- Answer the question.**

**TEACHER:** How many seasons are there in Ecuador?

**STUDENT:** There are two seasons: \_\_\_\_\_ and \_\_\_\_\_.

**TASK 9.-** Develop a little dialogue, follow the given order.

- Greeting:
- Name:
- Age:
- Occupation:
- Months of the Year:
- Seasons
- Farewell
- Magic Word.

---

---

---

---

---

---

---

# UNIT FIVE



## Lesson Objectives

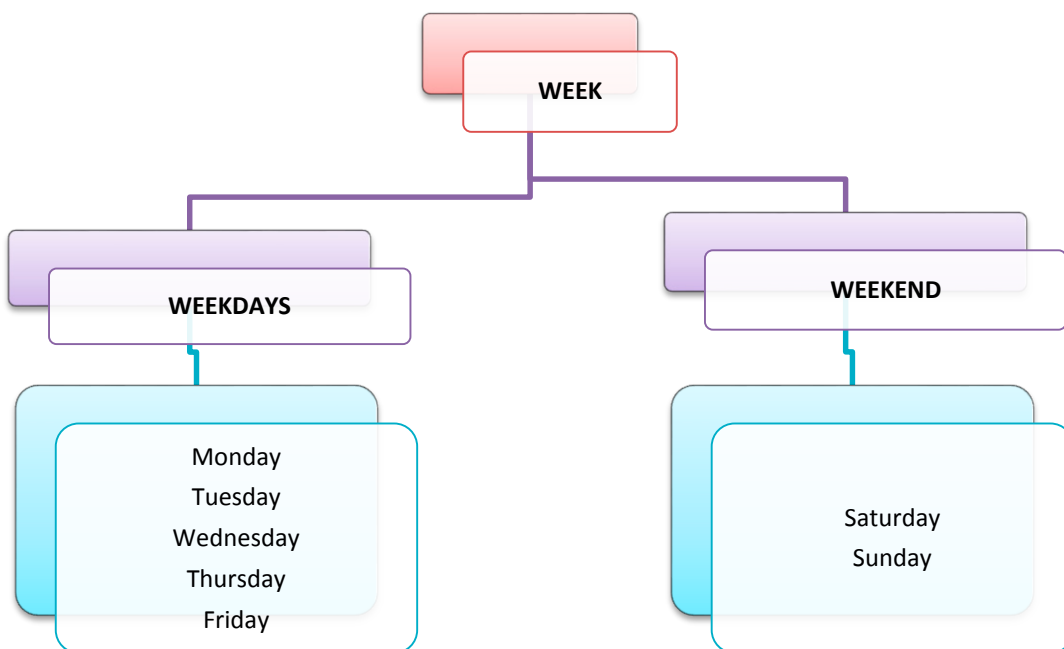
- ✓ To review and learn new vocabulary related to daily activities.
- ✓ To recognize the Days of the Week.

**UNIT FIVE**

***A WONDERFUL TIME.***

**THE DAYS OF THE WEEK**

**TASK 1.-** Look at the Poster and listen to your Teacher



**TASK 2.- Unscramble the Days and say them.**

1. d/m/a/n/o/y \_\_\_\_\_
2. t/a/y/u/d/e/s \_\_\_\_\_
3. d/w/a/e/y/n/e/s/d \_\_\_\_\_
4. y/t/d/a/h/u/r/s \_\_\_\_\_
5. f/y/a/r/i/d \_\_\_\_\_
6. a/s/u/t/a/r/d/y \_\_\_\_\_
7. s/y/a/n/u/d \_\_\_\_\_

**TASK 3.- Listen and write the school subjects you hear.**

- |                    |            |
|--------------------|------------|
| 1.- <u>Math</u>    | 6.- _____  |
| 2.- <u>Science</u> | 7.- _____  |
| 3.- <u>Music</u>   | 8.- _____  |
| 4.- <u>English</u> | 9.- _____  |
| 5.- _____          | 10.- _____ |

**TASK 4.- Make a schedule according your School Subjects.**

HOURS	MONDAY	TUESDAY	WEDNESDAY	THURSDAY	FRIDAY
1 <sup>ST</sup>					
2 <sup>ND</sup>			English		
3 <sup>RD</sup>					
4 <sup>TH</sup>				English	
	B	R	E	A	K
5 <sup>TH</sup>					
6 <sup>TH</sup>					
	B	R	E	A	K
7 <sup>TH</sup>					

**TASK 5.-Complete the questions with the correct word (orally)**

**STUDENT A:** Peter, \_\_\_\_\_ you have math?

**STUDENT B:** On Monday, \_\_\_\_\_ and \_\_\_\_\_.

**STUDENT A:** \_\_\_\_\_ you like it?

**STUDENT B:** Oh yes!

**STUDENT A:** why \_\_\_\_\_ you like it ?

**STUDENT B:** because it is relaxing. Do you like English?

**STUDENT A:** No, I don't like it. I think it is difficult!

**STUDENT B:** \_\_\_\_\_ your favorite subject?

**STUDENT A:** I like music.

**TASK 6.- Answer or make questions.**

1.- What's your favorite subject?

My favorite subjects are: \_\_\_\_\_, \_\_\_\_\_, and \_\_\_\_\_

2.- When do you have Math?

I have math on \_\_\_\_\_, \_\_\_\_\_, and \_\_\_\_\_

3.- When do you have \_\_\_\_\_?

I have \_\_\_\_\_ on \_\_\_\_\_

4.- \_\_\_\_\_?

I like English because \_\_\_\_\_

5.- \_\_\_\_\_?

I like Music because it is relaxing.

6.- \_\_\_\_\_?

English starts at 9:00

7.- \_\_\_\_\_?



I have Science every day.

8.- \_\_\_\_\_ ?

No, I don't like Social Studies, it is boring-

**TASK 7.- Find the Days of the Week in the puzzle and say.**

M	O	N	D	A	Y	A	T
W	B	C	D	E	A	F	H
E	G	F	H	I	D	J	U
D	K	R	L	M	S	N	R
N	O	I	P	Q	E	R	S
E	S	D	T	U	U	V	D
S	W	A	X	Y	T	Z	A
D	A	Y	B	C	D	E	Y
A	L	K	J	I	H	G	F
Y	A	D	N	U	S	M	M
V	U	T	S	R	Q	P	O
S	A	T	U	R	D	A	Y

**TASK 8.- Complete the dialogue according the Schedule on page 42.**

- Greeting:
- Name:
- Age:
- Occupation:
- Susan likes English. She has English on Wednesday, Thursday and.....

---



---



---



---

- Farewell:
- Magic Word.

# UNIT SIX



## Lesson Objectives

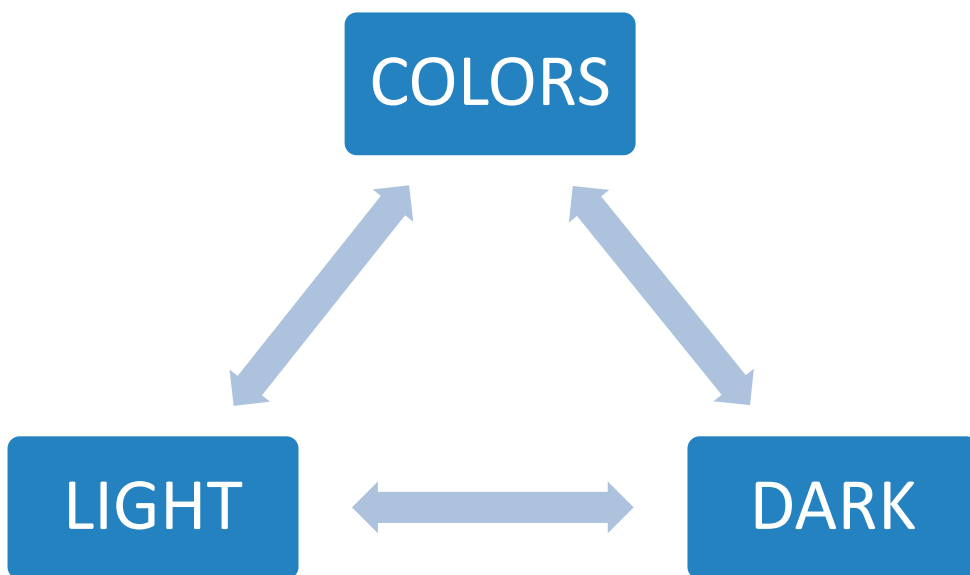
- ✓ To increase Students' Vocabulary through practice.
- ✓ To develop Speaking skills and students' ability to talk about colors.

**UNIT SIX**

**THE RAINBOW.**

**COLORS.**

**TASK 1.-Look at the Rainbow and say the Colors**



**TASK 2.- Work in pairs.**

What color do you like best?

Tell your classmate.

**STUDENT A:** I like yellow and red.



**STUDENT B:** I like blue.

**TASK 3.- Stand up and ask your classmate.**

**EXAMPLE:** What color is this?



This is a red apple



\_\_\_\_\_



---



---



---




---



---



TASK 4.- Identify the color, and the number. Color the clown.



**TASK 5.-** Circle the color with the corresponding picture and say.



Brown

Purple

blue



Orange

Sky blue

Gray



Black

White

Yellow



Purple

Green

Yellow



Orange

Pink

Green



White

Orange

Brown



## TASK 6.- Let's play. Match the picture to the description.



Monkey 1

3

It is a delicious fruit. It is round. It is Orange, children and old people drink it doing juice.



Grapes 2

It lives in the jungle. It is black or brown. It can climb trees, eats nuts and fruits, specially bananas.



Orange 3

It is very small. It can fly. It has different colors. It lives where there are trees and flowers.



Butterfly 4

They are round, black, green or red. They are used in the wine industry.



Mousse 5

It is very small, and has a long tail. It lives in nearly all countries. It likes cheese. It is not friendly to cats.

**TASK 7.- Create a story about the Rainbow and it's colors.**



I love when it rains and the sun shines at the same time because they cause a rainbow. The rainbow has many colors: Red, pink, white....

**TASK 8.- Write short dialogue, follow this order.**

- Greeting
- Name
- Age
- Occupation
- I love when it rains and the sun shines at the same time because they cause a rainbow. The rainbow has many colors: red, pink.....  
\_\_\_\_\_  
\_\_\_\_\_  
\_\_\_\_\_  
\_\_\_\_\_  
\_\_\_\_\_
- Farewell
- Magic Word.

# UNIT SEVEN



## Lesson Objectives

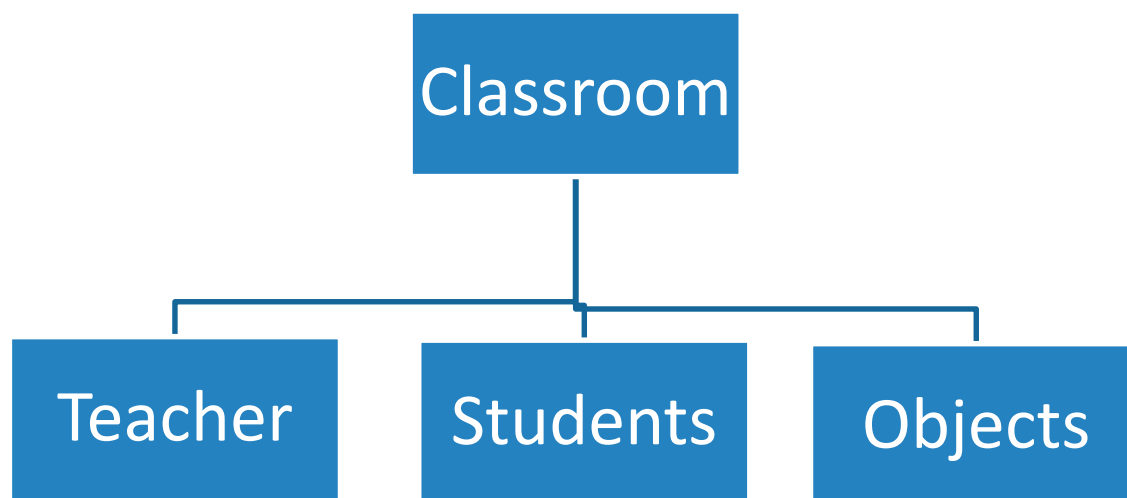
- ✓ To recognize and learn the objects of a Classroom.
- ✓ To present and practice Vocabulary related to a Classroom.

UNIT SEVEN

MY DEAR SCHOOL

CLASSROOM OBJECTS.

TASK1.- Look at the poster and talk about it.



**TASK 2.- Identify and say the things of the classroom.**

School



Map



Eraser



Ruler



Board



Pencil



Book



Marker



Desk, etc



**TASK 3.-** Fill the gaps with the missing vowels.

E R A S E R

R \_\_\_ L \_\_\_ R

P \_\_\_ N C \_\_\_ L

N \_\_\_ T \_\_\_ B \_\_\_ K

M \_\_\_ P

B \_\_\_ K

S C H \_\_\_ L

B \_\_\_ R D

M \_\_\_ R K \_\_\_ R

D \_\_\_ S K.

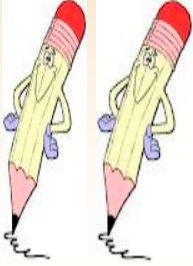
**TASK 4.-** Answer the questions. Use this, that, these and those.





THAT IS AN ERASER

---





---



---

**TASK 5 : Listen, circle and write the objects that the teacher says.**

Example:



marker



---






---




---




---




---

**TASK 6: Find the classroom objects in the Puzzle or crossword and write them.**

T	A	B	C	D	E	F	B
E	G	R	U	L	E	R	O
A	H	I	J	K	L	M	O
C	E	R	A	S	E	R	K
H	M	N	O	P	Q	R	S
E	A	L	I	C	N	E	P
R	P	T	U	V	W	X	Y
S	C	I	S	S	O	R	S
B	A	G	P	A	C	K	Z

RULER

---



---



---



---



---



---

**TASK 7.- Create a story related to a classroom objects.**

Example: Hello. Every morning I get up very early to go to school, the clock rings and I wake up with joy at 6:00 in the morning, I put on my clothes, eat my breakfast, pick up my bookbag with the classroom objects such as: books, pencil, pens, white out, and other essential accessories for my study. Then I got the minivan and get happily to my school. It beings at 7 o'clock in the morning.

**TASK 8.- Stand up and create your own story and tell your partners.**

---

---

---

---

**TASK 9.- Develop a little dialogue follow this order.**

- Greeting:
- Name:
- Age:
- Occupation:
- My Classroom (Story)
- Farewell:
- Magic Word

# UNIT EIGHT



## Lesson Objectives

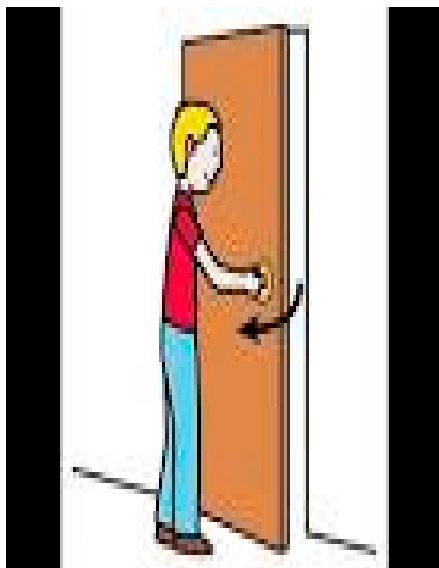
- ✓ To learn how to use and identify some Commands.
- ✓ To provide a variety of Imperatives.

UNIT EIGHT

CLASROOM COMMANDS

COMMANDS

**TASK 1.-** Look at the Poster and talk about it.



**TASK 2.-** Listen, repeat and practice in class.



Good Morning children! Raise your hand, please



Children! Read the book, please



Write on the board, please



Color the picture, please





**TASK 5.- Game****SIMON SAYS**

Simon says Come in. Simon says stand up,

Simon says sit down

Simon says open your books

Simon says close your books

Simon says write

Simon says raise your hands

Simon says exchange work with a classmate. Etc.

**TASK 6.-Act out with the classroom Commands and develop a little dialogue, follow the given order.**

**KEY**

- Greeting:
- Name:
- Age:
- Occupation:
- Act out Give the Classroom Commands:
- Farewell:
- Magic Word.

---

---

---

---

---

---

---

---

# UNIT NINE



## Lesson Objectives



- ✓ To develop intensive and extensive Listening skills.
- ✓ To provide interesting insights about



UNIT NINE

DESCRIBING MISELF

ADJETIVES



**TASK 2.- Make draws to describe adjectives, and say them.**



---



---



---



---



---



---



---



\_\_\_\_\_



\_\_\_\_\_

**TASK 3.-** Students are going to talk about them. Work in pairs.

**EXAMPLE:**

**TEACHER:** How do you feel?

**STUDENT:** I'm happy

**STUDENT A:** Ask: How do you feel?

**STUDENT B:** Answer: I'm sad

**TASK 4.-** Look at the flash cards as you listen and say the Adjectives.



Good and Bad



Clean



Dirty



Friendly



Funny



Tall and Short



Thin and Fat



Hot and Cold



Happy and Sad










Fast and Slow



Big and Small

**TASK 5.- Write the Adjectives in the Crossword Puzzle**

	S	A	D	Y	R	G	N	A	
									
	W		H		T		H		B

**TASK 6.- Describe Him/her. (celebrity)**

**EXAMPLE:** He is Leonardo DiCaprio. He's tall and young. He's handsome man. He has green eyes and short black hair. He's thirty eight years old. He's an actor...

---

---

---

---

---

---

**TASK 7.- Describe your partner.**

---

---

---

---

---

---

**TASK 8.-Introduce your partner to whole class.**

He/She is \_\_\_\_\_

---

---





















---

---

---

---

**TASK 9.- Game. Follow the given order and do the activity.**

START  AND  END	What is your best friend's name? 	Introduce yourself to the person on your right. 	Tell me the Greetings 
Tell some one She is Beautiful 	What do you like to do on the Weekends? 	Sing a line of your favorite song. 	Tell me the Days of the Week 
Look at the person On your left. Spell their last name. 	What Months do you like? 	Tell some one. He is Handsome 	SMILE  
What is your favorite color? 	OOPS! ROLL AGAIN..... 	Shake hands with the person on your right 	What's your favorite Sport? 
  Sing the A,B,C,s Song.	  How many subjects Do you like?	What kind of Numbers do you know? 	What's your Father's name  

**TASK 10.-Complete the Dialogue, follow the given order.**

- Greeting:
- Name:
- Age:
- Occupation:
- Describe a person Adjectives: He's tall....

---

---

---

---

---

---

---

---

- Farewell:
- Magic Word:



**KEY****UNIT ONE****A WONDERFUL DAY****GREETINGS****TASK 2.**

Student: Name

**TASK 3.**

Student B: Name

Student B: To meet you.

**TASK 6.**

G	O	O	D	M	O	R	N	I	N	G		S
	O	G						H			O	
		O								L		G
	E	O	D						O			O
	Y	D		A				N		W		O
	B	B			F		G			O		D
	E	Y				T				R		E
	Y	E					E			R		V
	B							R		O		E
									N	M		N
	H	E	L	L	O					O		I
										T	N	N
I	S	E	E	Y	O	U	L	A	T	E	R	G

**TASK 8.**

**FORMAL GREETINGS**

Good Morning

Good afternoon

Good Evening

Good Night

**INFORMAL GREETINGS**

Hi!

Hello!

**FAREWELLS**

Bye

Bye, Bye

Good Bye

So long

I'll see you later

I'll see you tomorrow.

**TASK 9.**

Good Morning Teacher

Good Morning Teacher,

How are you?

How are you?

Very well and Tank you,

Very well and tank you

How are you?,

How are you.

**TASK 10.**

1. Good Morning
2. Good Afternoon
3. Good Evening

**TASK 11.**

- Greeting
- Name
- Age
- Occupation
- Farewell
- Say a short story
- Magic Word.

**UNIT TWO****PLAY WITH NUMBERS****NUMBERS*****TASK 1.*****CARDINAL NUMBERS**

- 1 One  
2 two  
3 three  
4 four  
5 five  
6 six  
7 seven  
8 eight

**ORDINAL NUMBERS**

- 1<sup>st</sup> First  
2<sup>nd</sup> second  
3<sup>rd</sup> third  
4<sup>th</sup> fourth  
5<sup>th</sup> fifth  
6<sup>th</sup> sixth  
7<sup>thj</sup> seventh  
8<sup>th</sup> eighth

9 nine	9 <sup>th</sup> ninth
10 ten	10 <sup>th</sup> tenth
11 eleven	11 <sup>th</sup> eleventh
12 twelve	12 <sup>th</sup> twelfth
13 thirteen	13 <sup>th</sup> thirteenth
14 fourteen	14 <sup>th</sup> fourteenth
15 fifteen	15 <sup>th</sup> fifteenth
16 sixteen	16 <sup>th</sup> sixteenth
17 seventeen	17 <sup>th</sup> seventeenth
18 eighteen	18 <sup>th</sup> eighteenth
19 nineteen	19 <sup>th</sup> nineteenth
20 twenty	20 <sup>th</sup> twentieth
30 thirty	30 <sup>th</sup> thirtieth
40 forty	40 <sup>th</sup> fortieth
50 fifty	50 <sup>th</sup> fiftieth
60 sixty	60 <sup>th</sup> sixtieth
70 seventy	70 <sup>th</sup> seventieth
80 eighty	80 <sup>th</sup> eightieth
90 ninety	90 <sup>th</sup> ninetieth
100 one/a hundred	100 <sup>th</sup> one /a hundredth
1,000 one/a thousand	1,000 <sup>th</sup> one/a millionth

## TASK 2.

1. d
2. a
3. k
4. h
5. b
6. c

7. g
8. e
9. f
10. i
11. m
12. q
13. p
14. s
15. l
16. t
17. n
18. j
19. o
20. r

**TASK 3.**

T	W	O			T	W	E	N	T	Y			T
H		N	I	N	E		E	L	E	V	E	N	W
R	S	E							N				E
E	I		F	O	U	R	T	E	E	N			L
E	X	S	I	X	T	E	E	N					V
E			V										E
V	E	S	E	V	E	N	T	E	E	N			
I	I	E	T	N	I	N	E	T	E	E	N		
F	G	V	E		G								
	H	E	E		H								
R	T	N	N	T	T	H	I	R	T	E	E	N	
U	N	I	N	E	E								
O				N	E								
F					N								

**TASK 4.**

1. One
2. Third

3. Seven
4. Five
5. Eighth
6. Eleven
7. Thirteen
8. Seventeen
9. Twentieth
10. Thirty
11. Eighty
12. Ninetieth
13. One/A Hundred
14. One/ Thousand.

**TASK 7.**

1<sup>st</sup> = First

2<sup>nd</sup> = second

3<sup>rd</sup> = third

4<sup>th</sup> = fourth

5<sup>th</sup> = fifth

6<sup>th</sup> = sixth

7<sup>th</sup> = seventh

8<sup>th</sup> = eighth

9<sup>th</sup> = ninth

10<sup>th</sup> = tenth

11<sup>th</sup> = eleventh

12<sup>th</sup> = twelfth

13<sup>th</sup> = thirteenth

14<sup>th</sup> = fourteenth

15<sup>th</sup> = fifteenth

16<sup>th</sup> = sixteenth

17<sup>th</sup> = seventeenth

18<sup>th</sup> = eighteenth

19<sup>th</sup>= nineteenth

20<sup>th</sup>= twentieth

### TASK 8.

1.- 15

2.- 10

3.- 8

### TASK 9.

- Greeting:
- Name:
- Age:
- Occupation:
- Phone Number:
- Farewell:
- Magic Word

## UNIT THREE

### THE WORLD OF LETTERS

#### THE ALPHABET

### TASK 3.

Student B: P(pi), E(I), T(ti), E(i), R(ar).

Student C: E(i), L(el), I(ai), Z(zi), A(ei), B(bi), E(i), T(ti), H(eich).

### TASK 4

#### ALPHABET SONG

**Aa**   **Bb**   **Cc**   **Dd**   **Ee**   **Ff**   **Gg**  
 (ei)   (bi)   (si)   (di)   (i)   (ef)   (lli)

**Hh**   **Ii**   **Jj**   **Kk**   **Ll**   **Mm**   **Nn**  
 (eich) (ai) (lleí) (kei) (el) (em) (en)

**Oo**   **Pp**   **Qq**   **Rr**   **Ss**   **Tt**   **Uu**  
 (ou) (pi) (kiu) (ar) (es) (ti) (yu)

**Vv**   **Ww**   **Xx**   **Yy**   **Zz**  
 (vi) (daboliu)(eks)(uai)(zi)

Now you know

My A, B, C's

Next time you can sing with me.

### TASK 5.

A = apple

C = cherry

E = elephant

G = grass

I = ice-cream

K = kid

M = mushroom

O = owl

Q = question

R = rabbit

T = tree

U = umbrella

X = xylophone

Y = yellow



**TASK 6.**

The answer could varied.

<b>FULL NAME</b> _____
<b>OCCUPATION</b> _____
<b>MOTHER'S NAME</b> _____
<b>FATHER'S NAME</b> _____
<b>ADDRESS</b> _____
<b>PHONE NUMBER</b> _____

**TASK 7.****Dialogue: 1**

Student A: Morning, name

Student A: Nice to meet you

Student B: (name)

Student B: Fine Thanks

Student A: I am

Student B: (years).

**Dialogue : 2**

The answer could varied.

**TASK 8.**

**Students:** 21 consonants

**Students:** 5 vowels.

**TASK 9.**

- Greeting:
- Name:
- Age:
- Occupation:
- Phone Number:
- Alphabet:
- Farewell:
- Magic Word

**UNIT FOUR**

**THE CALENDAR.**

**MONTHS OF THE YEAR**

**TASK 2.**

January

February

March

April

May

June

July

August

September

October

November

December

**TASK 3.**

F	E	B	R	U	A	R	Y		N		D
M		M							O		E
A		A	A	U	G	U	S	T	V		C
R		Y						J	E	A	E
C	O	C	T	O	B	E	R	U	M	P	M
H			J	U	L	Y		N	B	R	B
J	A	N	U	A	R	Y		E	E	I	E
S	E	P	T	E	M	B	E	R	R	L	R

**TASK 4.**

4<sup>th</sup> = April

2<sup>nd</sup> = February

8<sup>th</sup> = August

9<sup>th</sup> = September

3<sup>rd</sup> = March

**TASK 5.**

1.- Students Answer

2.,. December

3.- October

4.- February

5.- June

6.- January

7.- May

8.- June.

**TASK 6.**

When it is December we celebrate Christmas, after it come January where the New Year celebrate. February is happy month because it is carnival. In March and April in my province is celebrated it's foundation. In May it's celebrated Mother's Day and in June Father's Day. In August we fly the kites. In September we come back to the school. In October, it is celebrated Guayaquil's Independence. In November in U.S.A it is thanks given day.

**TASK 8.**

Summer and Winter.

**TASK 9.**

- Greeting:
- Name:
- Age:
- Occupation:
- Months of the Year:
- Seasons
- Farewell
- Magic Word

**UNIT FIVE*****A WONDERFUL TIME.*****THE DAYS OF THE WEEK.****TASK 2.**

1. Monday
2. Tuesday
3. Wednesday
4. Thursday
5. Friday
6. Saturday
7. Sunday.

**TASK 3.**

1. Math
2. Science
3. Music
4. English
5. Social Science

6. Natural Science
7. Computer
8. Grammar
9. Physical Education
10. Drawing.

**TASK 4.**

HOURS	MONDAY	TUESDAY	WEDNESDAY	THURSDAY	FRIDAY
1 <sup>ST</sup>					
2 <sup>ND</sup>			English		
3 <sup>RD</sup>					
4 <sup>TH</sup>				English	
	B	R	E	A	K
5 <sup>TH</sup>					
6 <sup>TH</sup>					
	B	R	E	A	K
7 <sup>TH</sup>					

**TASK 5.**

The Answer could varied.

Student A: When, do

Student B: Wednesday, Thursday and Friday

Student A: Do

Student A: Do

Student B: Like

Student B: What's.

**TASK 6.**

The answer could varied.

1. Math
2. Wednesday
3. English
4. English
5. Why do you like English
6. Why do you like Music
7. When do you start Science
8. Do you like Social Science.

**TASK 7.**

M	O	N	D	A	Y		T
W					A		H
E		F			D		U
D		R			S		R
N		I			E		S
E		D			U		D
S		A			T		A
D		Y					Y
A							
Y	A	D	N	U	S		
S	A	T	U	R	D	A	Y

**TASK 8.**

- Greeting:
- Name:
- Age:
- Occupation:
- Susan likes English. She has English on Wednesday, Thursday and....
- Farewell:
- Magic Word

**UNIT SIX**  
**THE RAINBOW.**  
**COLORS.**

**TASK 2.**

The answer could varied.

**TASK 3.**

1. A red apple
2. A purple grapes
3. An orange carrots
4. A blue tear
5. A pink panther
6. A white swan
7. A brow mouse
8. A black cat
9. A green frog
10. A yellow chicken
11. A purple mouse

**TASK 4.**

1. Yellow
2. Blue
3. Red
4. Green
5. Orange
6. Black
7. White
8. Brow
9. Pink
10. Purple

**TASK 5.**

1. Blue
2. Gray
3. White
4. Green

5. Pink
6. Orange
7. Black

**TASK 6.**

1. 3
2. 1
3. 4
4. 2
5. 5

**TASK 7.**

The answer could varied.

I love when it rains and the sun shines at the same time because

This rainbow has many colors: Red, pink, white...

**TASK 8.-**

- Greeting
- Name
- Age
- Occupation
- I love the rain with the sun, because I see the rainbow. The rainbow has many colors red, pink...
- Farewell
- Magic Word.



**UNIT SEVEN****MY DEAR SCHOOL****CLASSROOM OBJECTS****TASK 2.**

1. School
2. Map
3. Eraser
4. Ruler
5. Board
6. Pencil
7. Book
8. Marker
9. Desk

**TASK 3.**

1. E, A, E
2. U, E
3. E, I
4. O, E, O, O
5. A
6. O, O
7. O, O
8. O, A
9. A, E
10. E

**TASK 4.**

1. This is an eraser
2. This is a pencil
3. This is a ruler
4. This is a schoolbag
5. This is a map
6. This is a book
7. This is a pair of scissors
8. This is a marker.

**TASK 5.**

1. Marker
2. School
3. Crayon
4. Map
5. Board
6. Book

**TASK 6.**

T							B
E		R	U	L	E	R	O
A							O
C	E	R	A	S	E	R	K
H	M						
E	A	L	I	C	N	E	P
R	P						
S	C	I	S	S	O	R	S
B	A	G	P	A	C	K	

**TASK 7.**

The answer could varied.

**Task 8 Story**

Example: Hello. Every morning I get up very early to go to school, the clock rings and I wake up with joy at 6:00 in the morning, I put on my clothes, eat my breakfast, pick up my bookbag with the classroom objects such as: books, pencil, pens, white out, and other essential accessories for my study. Then I got the minivan and get happily to my school. It beings at 7 o'clock in the morning.



**TASK 5.****SIMON SAYS**

Simon says Come in. Simon says Sand up,

Simon says sit down

Simon says open your books

Simon says close your books

Simon says write

Simon says raise your hands

Simon says exchange work with a classmate. Etc.

**TASK 6.**-Act out with the classroom Commands and develop a little dialogue follow this order.

- Greeting:
- Name:
- Age:
- Occupation:
- Act out Give the Classroom Commands:
- Farewell:
- Magic Word.








**UNIT NINE****DESCRIBING MYSELF.****ADJECTIVES.****TASK 2.**

1. Sad
2. Worried
3. Angry
4. Hungry
5. Tired
6. Happy
7. Thirsty
8. Bored

**TASK 4.**

1. Good and Bad
2. Clean
3. Dirty
4. Friendly
5. Funny
6. Tall and short
7. Thin and fat
8. Hot and cold
9. Happy and sad
10. Fast and slow
11. Big and small.

**TASK 5.**

	S	A	D	Y	R	G	N	A	
									
	W		H		T		H		B
	O		A		H		U		O
	R		P		I		N		R
	R		P		R		G		E
	I		Y		S		R		D
	E				T		Y		
	D				Y				










**TASK 6.**

The answer could varied.

He is Leonardo DiCaprio. He's tall, young. He's a handsome Man. He has green eyes and short black hair. He's thirty eight years old. He's an actor...

**TASK 7.-** Describe yourself.

**TASK 8.- Game**

START  AND  END	What is your best friend's name?	Introduce yourself to the person on your right.	Tell me the Greetings  
Tell some one She is Beautiful	What do you like to do on the Weekends?  	Sing a line of your favorite song.  	Tell me the Days of the Week
Look at the person On your left. Spell their last name.	What Months do you like?	Tell some one. He is handsome	SMILE  
What is your favorite color?	Oops! Roll Again.....  	Shake hands with the person on your right	What's your favorite Sport?
 Sing the A,B,C,s Song.	 How many subjects Do you like?	What kind of Numbers do you know?  	What's your Father's name  

**TASK 9.**

- Greeting:
- Name:
- Age:
- Occupation:
- Describe a person using Adjectives: He's tall....
- Farewell:
- Magic Word:



**BIBLIOGRAPHY**

## SERIE ENTERPRISE

WWW. Proplipa.com.ec. Mayo de 2009. Luis H. Calderón. Cuaderno Interactivo del Idioma Inglés 1

WWW. Prolipa.com.ec. Mayo 12 -2005.Luis H Calderón.Cuaderno Interactivo del Idioma Inglés 2

WWW. Prolipa.com.ec. Mayo 12 -2005.Luis H Calderón.Cuaderno Interactivo del Idioma Inglés 3

WWW. Prolipa.com.ec. Mayo 12 -2005.Luis H Calderón.Cuaderno Interactivo del Idioma Inglés 4.

WWW. Prolipa.com.ec. Mayo 12 -2005.Luis H Calderón.Cuaderno Interactivo del Idioma Inglés 5

WWW. Prolipa.com.ec. Mayo 12 -2005.Luis H Calderón.Cuaderno Interactivo del Idioma Inglés 6.

[www.imagui.com](http://www.imagui.com)

[blog.enfemenino.com](http://blog.enfemenino.com)

[www.imagenestop.com](http://www.imagenestop.com)

[www.stockphotos.mx](http://www.stockphotos.mx)

[blogdelore5b.blogspot.com](http://blogdelore5b.blogspot.com)

[inurriak.blogspot.com](http://inurriak.blogspot.com)

[es.123rf.com](http://es.123rf.com)

[burbujitaas.blogspot.com](http://burbujitaas.blogspot.com)

[rimasdecoldores.blogspot.com](http://rimasdecoldores.blogspot.com)

[pixers.es](http://pixers.es)

[es.123rf.com](http://es.123rf.com)

[mairely16.blogspot.com](http://mairely16.blogspot.com)

[www.encuentos.com](http://www.encuentos.com)

[www.proyectoagrega.es](http://www.proyectoagrega.es)

[www.adrada.es](http://www.adrada.es)

[www.guarderiasalamanca.com](http://www.guarderiasalamanca.com)

[activipeques.blogspot.com](http://activipeques.blogspot.com)

[csanjosetercerciclo.blogspot.com](http://csanjosetercerciclo.blogspot.com)

[www.freepik.es](http://www.freepik.es)

[www.infojardin.com](http://www.infojardin.com)

[www.imagenesy dibujosparaimprimir.com](http://www.imagenesy dibujosparaimprimir.com)

[www.windowsphone.com](http://www.windowsphone.com)

[proyectogaialepg.blogspot.com](http://proyectogaialepg.blogspot.com) -

[www.recuperar.com.co](http://www.recuperar.com.co)

[animacionartesanal.blogspot.com](http://animacionartesanal.blogspot.com)

[listas.20minutos.es](http://listas.20minutos.es)

[dibujostodoacolor.blogspot.com](http://dibujostodoacolor.blogspot.com)

[www.freebievectors.com](http://www.freebievectors.com)

[www.asociacionsina.org](http://www.asociacionsina.org)

[adjetivos4.blogspot.com](http://adjetivos4.blogspot.com)

[www.abc.com.py](http://www.abc.com.py)

[manualidadesconmoldes.com](http://manualidadesconmoldes.com)